



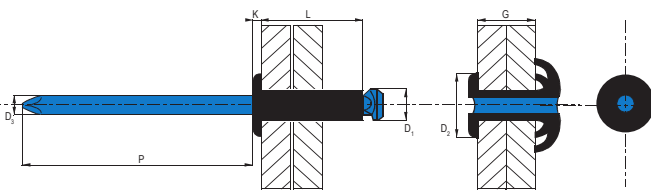


RIVET ÉCLATÉ  
**TÊTE PLATE LAQUÉE NOIR RAL 9005** Aluminium / Acier


RIVET ÉCLATÉ  
**TÊTE PLATE LAQUÉE BLEU RAL 5017** Aluminium / Acier


  
 Aluminium

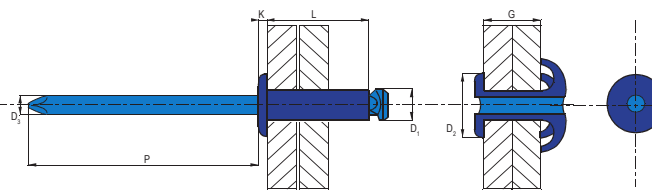
  
 Acier



Ø	L	D <sub>2</sub>	G (mini-max)	Ø Perçage	Cisaillement	Traction
mm	mm	mm	mm	mm	N	N
<b>4.0</b>	12.0		4.0-6.5	4.2	1 260	1 150
	16.0			4.2	1 260	1 150
	20.0		12.0-15.0	4.2	1 260	1 150
<b>4.8</b>	12.0	9.5	2.0-6.0	5.0		1 600
	16.0	9.5	6.0-10.0	5.0		1 600
	20.0	9.5	10.0-14.0	5.0		1 600
	25.0	9.5	16.0-19.0	5.0		1 600

  
 Aluminium

  
 Acier



Ø	L	D <sub>2</sub>	G (mini-max)	Ø Perçage	Cisaillement	Traction
mm	mm	mm	mm	mm	N	N
<b>4.0</b>	16.0			4.2	1 260	1 150



RIVET ÉCLATÉ  
**TÊTE PLATE LAQUÉE BLANC RAL 9003** Aluminium / Acier

Aluminium Acier

Ø	L	D <sub>2</sub>	G (mini-max)	Ø Perçage	Cisaillement	Traction
mm	mm	mm	mm	mm	N	N
4.0	16.0			4.2	1 260	1 150

RIVET ÉCLATÉ  
**TÊTE PLATE LAQUÉE JAUNE RAL 1006** Aluminium / Acier

Aluminium Acier

Ø	L	D <sub>2</sub>	G (mini-max)	Ø Perçage	Cisaillement	Traction
mm	mm	mm	mm	mm	N	N
4.0	16.0			4.2	1 260	1 150
	20.0		12.0-15.0	4.2	1 260	1 150